

TECHNICAL CHARACTERISTICS		TR450	TR500	TR600	FAST500
Motor power	Hp.	5.5 (4 kW)	10 (7.5 kW)	12 (9.2 kW)	10 (7.5 kW)
Blade diameter	mm.	450	500	600	500
Intake vents	no.	2 Ø 100 mm.	4 Ø 100 mm.	4 Ø 100 mm.	2 Ø 120 mm.
Air flow rate	m ³ /h	1200	2400	2400	900
Air consumption per cycle	nl	6	4	no	34.8
Cutting system operation		pneumatic	pneumatic	hydraulic	pneumatic

MILLING UNIT		TR500/F
Milling cutter with 4 + 4 blades	mm.	Ø max 280
Milling cutter hole diameter	mm.	40
Milling stroke	mm.	400
Max. width of milling tool	mm.	100
Milling depth adjustment	mm.	0 ÷ 75
Standard motor power	Hp.	5.5 (4 kW)
Intake vents	no.	3 Ø 120 mm.

	BASE	OPTI	DEFECT
DATA ENTRY MANAGEMENT			
12" touch screen controller	•	•	•
Creation of cutting lists directly on the on-board controller	•	•	•
Transfer of cutting lists created by PC via USB or Ethernet port	•	•	•
Creation of cutting lists on PC (with optional ZS004)	•	•	•
Import of cutting lists to Excel (with optional ZS005)	•	•	•

PROCESSING SOFTWARE			
A) Up to 1000 cutting lists made up of 10 sizes	•	•	•
B) One list of 10000 sizes in sequence	•	•	•
3 Optimisation options (Maximum length, Sequence and Board sequence)	•	•	•
3 Optimisation options (Volume, Minimum waste and Priority)		•	•

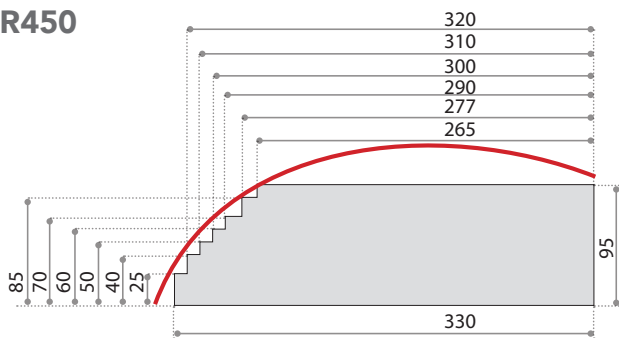
PUSHER TECHNICAL CHARACTERISTICS			
Working lengths from 2000mm to 14000mm	•	•	•
Feeder system with precision rack and brushless motor	•	•	•
Maximum push feed system speed 90 m/min	•	•	•
Positioning reading with brushless motor resolver	•	•	•
Positioning accuracy +/- 0.4 mm.	•	•	•
8° inclined work surface	•	•	•
Pneumatic lifting of the push feed system at the end of cycle and overhead return	•	•	•
Photocell reading of workpiece length		•	•
Defect detection photocell with fluorescent chalk marking			•
Management of 3 degrees of quality (Q1-Q2-Q3)			•

MATRIX

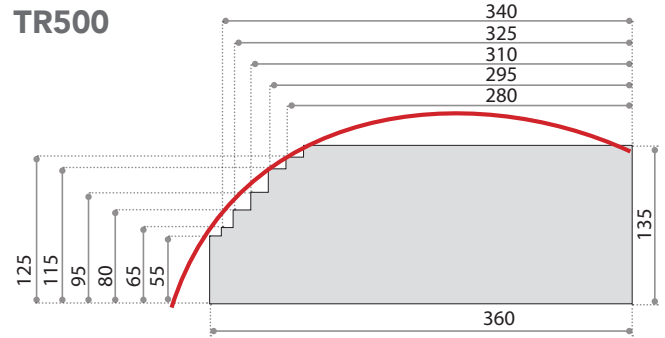
AUTOMATIC CUTTING-OFF LINES WITH ELECTRONIC PUSH FEED SYSTEM

CUTTING DIAGRAMS TR450-TR500-TR600

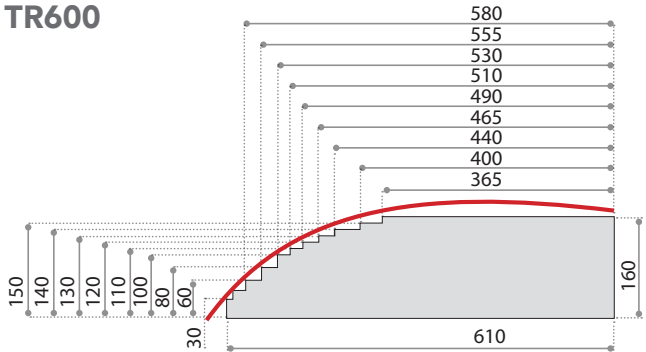
TR450



TR500



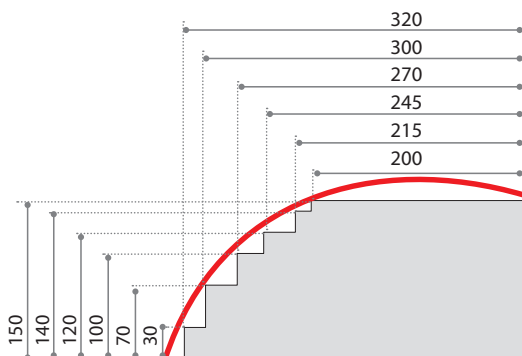
TR600



CUTTING DIAGRAMS FAST500

CUTTING CAPABILITY

POS. A MAX. HEIGHT



CUTTING CAPABILITY

POS. B MAX. WIDTH

