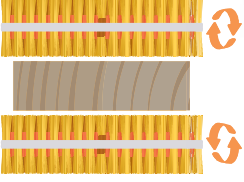


## F-TTM 250

## AUTOMATIC BOARD CLEANING TAHTA TALAŞ TEMİZLEME




Two side brush system  
İki taraflı fırça sistemi



Features / Özellikler:



After horizontal resaw output  
Yatay şerit makinesi çıkışında



Opsiyonel / Optional

Opsiyonel / Optional

### Specifications / Özellikler:

#### Processing capacity:

İşleme kapasitesi:

Board width	Tahta genişliği	: Min. 60mm Max. 250mm
Board length	Tahta uzunluğu	: Min. 600mm Max. 3000mm

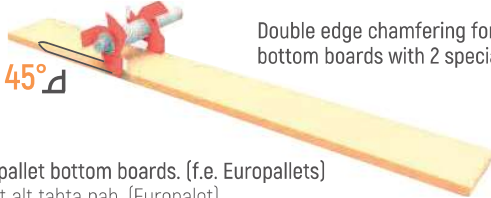
#### Power:

Güç:

Main motor	Ana motor	: 0,55kW (3 Pcs. / Adet)
Total Power	Toplam güç	: 1,65kW
Power supply	Güç kaynağı	: 380V/50Hz, 3Ph
Makina Ölçüsü:	Uzunluk 2450mm, Genişlik 450mm, Ağırlık 250kg	
Machine dimensions:	Length 2450mm, Width 450mm, Weight 250kg	

## F-TPA 150

## BOARD CHAMFERING MACHINE TAHTA PAH ALMA MAKİNESİ



Double edge chamfering for pallet  
bottom boards with 2 special blades.

For pallet bottom boards. (f.e. Europallets)  
Palet alt tahta pah. (Europalet)

- Adjustable stacking magazin for boards for infeed.
- Material output one by one
- 2x pieces connecting port for dust exhaust.



Special board chamfering blades  
Özel pah alma bıçakları



### Specifications / Özellikler:

#### Processing capacity

İşleme kapasitesi:

Chamfering width	İşleme genişliği	: Min. 80mm - Max. 150mm
Chamfering length	İşleme uzunluğu	: Min. 300mm - Max. 1600mm

#### Power

Güç:

Total Power	Toplam güç	: 2,25 kW
Power supply	Güç kaynağı	: 380V/50Hz, 3Ph

